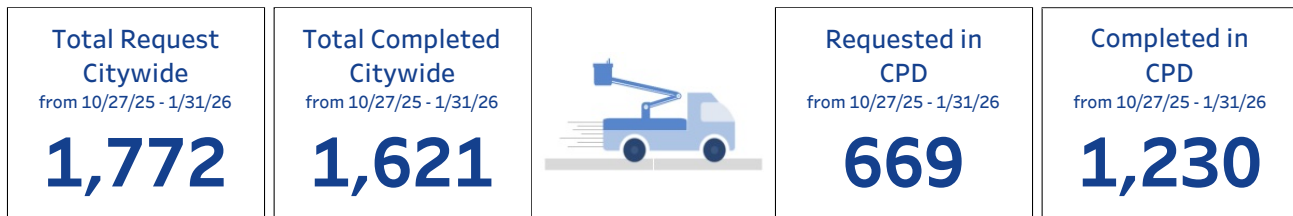




# Community Parking District Streetlight Repairs: Lookback Report

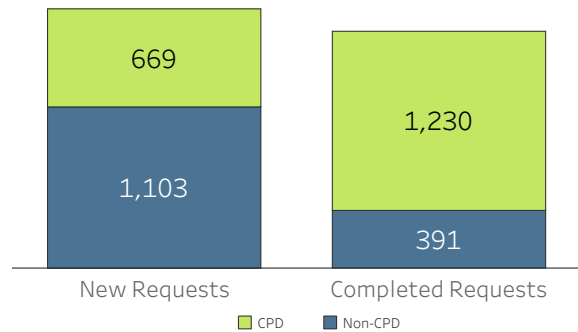
February 1, 2026

The goal of this monthly Lookback Report is to be transparent and share with your office the neighborhood repairs made following the City Council’s Oct. 27 vote to allocate **\$1.8 million in Community Parking District (CPD)** parking meter revenue to the Transportation Department. That funding must be invested in the CPDs (Downtown, Uptown, Mid-City, and Pacific Beach) within Council Districts 1, 3 and 9. The initial fixes are focused on addressing the significant backlog of streetlight outages in those districts to provide an immediate community impact but may expand to sidewalk repairs and traffic safety improvements. On Oct. 27, the Transportation Department had **6,772** outstanding streetlight service requests for the entire City. As of Feb. 1, the backlog increased to **6,923** streetlight service requests.

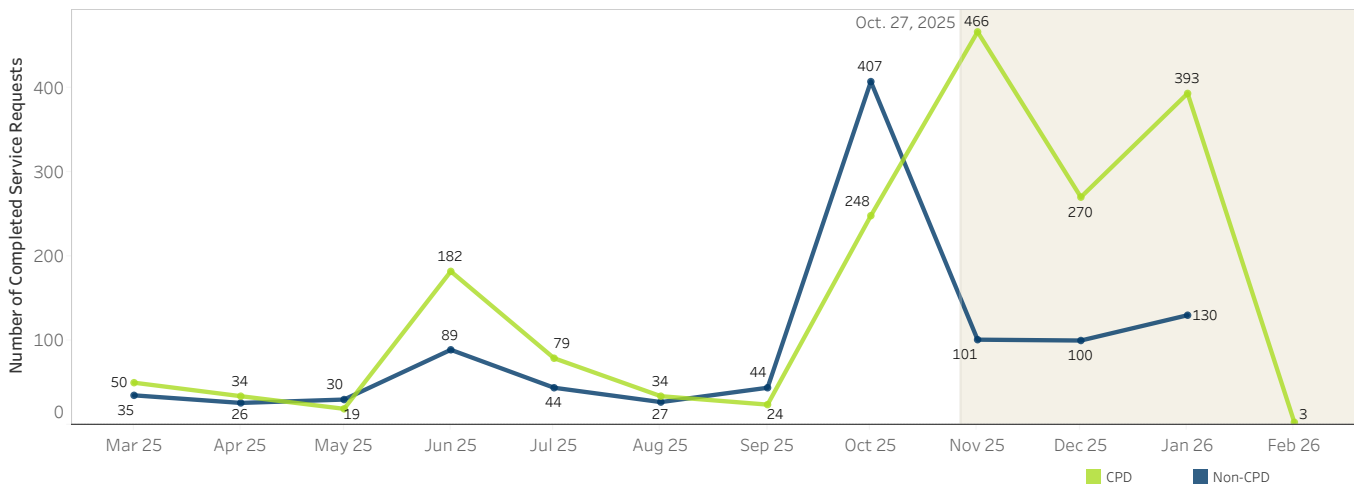


The City of San Diego has **more than 55,000** streetlights! From as many as **9,302** streetlights in CD3 to **4,731** streetlights in CD4.

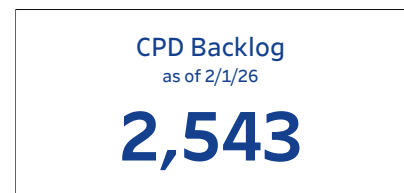
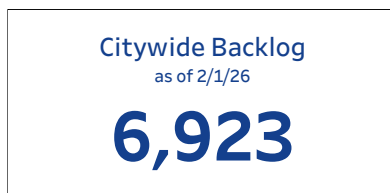
From Oct. 27 to Jan. 31, the City received **1,772** streetlight service requests. Of these service requests, **669 (37.8%)** were reported in the CPDs. In the same period, the City completed **1,621** streetlight service requests and **1,230** were in CPDs. Overall, **75.9%** of streetlight service requests were completed in CPDs.



## How many service requests were completed per month?



As of Feb. 1, there are **6,923** outstanding streetlight service requests, **2,543** of which are located in CPD.





# Community Parking District Streetlight Repairs: Lookback Report

February 1, 2026

The overall streetlight backlog increased by 151, or 2.2%, from **Oct. 27** to **Jan. 31**. The table below shows an overview of requests and backlog status for **streetlight repairs in CPDs** during this period.

	Completed Requests	New Requests	Starting Backlog	Ending Backlog
Downtown	490	363	1,346	1,219
Mid-City	407	195	991	779
Pacific Beach	117	57	396	336
Uptown	216	54	371	209
<b>Total</b>	<b>1,230</b>	<b>669</b>	<b>3,104</b>	<b>2,543</b>

## Where were streetlights repaired?

■ Streetlight repairs in CPD     
 ■ Streetlight repairs in Non-CPD     
 ■ CPD With Streetlights Revenue     
 ■ CPD Without Streetlights Revenue

