



Potholes: The Patch Report | January 1, 2026

All Council Districts

The Patch Report provides an overview of pothole requests completed by the **Transportation Department** from **July 1, 2025** to **December 31, 2025**. The data highlights the volume and locations of incoming and completed pothole requests from Get It Done, as well as requests initiated by City crews. The report reflects our continued commitment to maintaining safe, reliable, and accessible roadways across the City. During this reporting period, the Transportation Department closed **5,163** pothole service requests in **All Council Districts**.


Potholes Patched
since Jul. 1, 2025

18,895



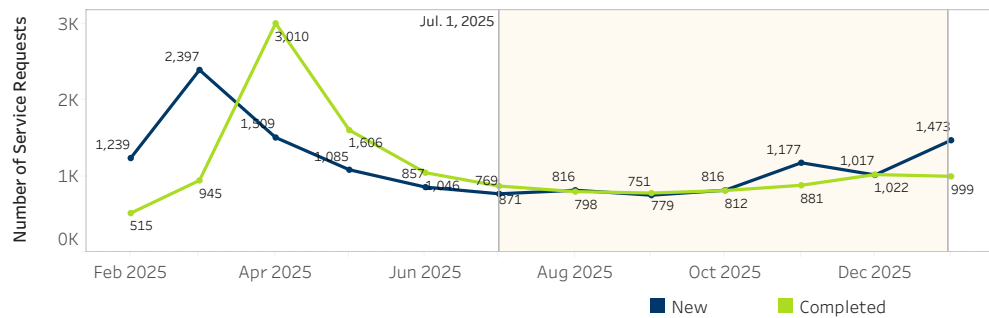
Avg Time to Patch
since Jul. 1, 2025

3.7 days



The City of San Diego maintains more than 6,600 miles of streets and alleys. Residential roads make up **52%** of the road network and major roads make up **15%**!

How many service requests were requested and completed per month?



	New Requests	Completed Requests	Outstanding Service Requests
Council District 1	617	609	29
Council District 2	781	743	58
Council District 3	619	608	47
Council District 4	520	507	24
Council District 5	404	381	50
Council District 6	832	795	63
Council District 7	613	585	41
Council District 8	396	393	27
Council District 9	564	542	41
Total	5,346	5,163	380

As of January 1, 2026, there are currently **380 outstanding pothole service requests**. Depending on the season, Get It Done may see an influx of pothole service requests.

Pothole Backlog
as of Jul. 1, 2025

197

➔

Pothole Backlog
as of Jan. 1, 2026

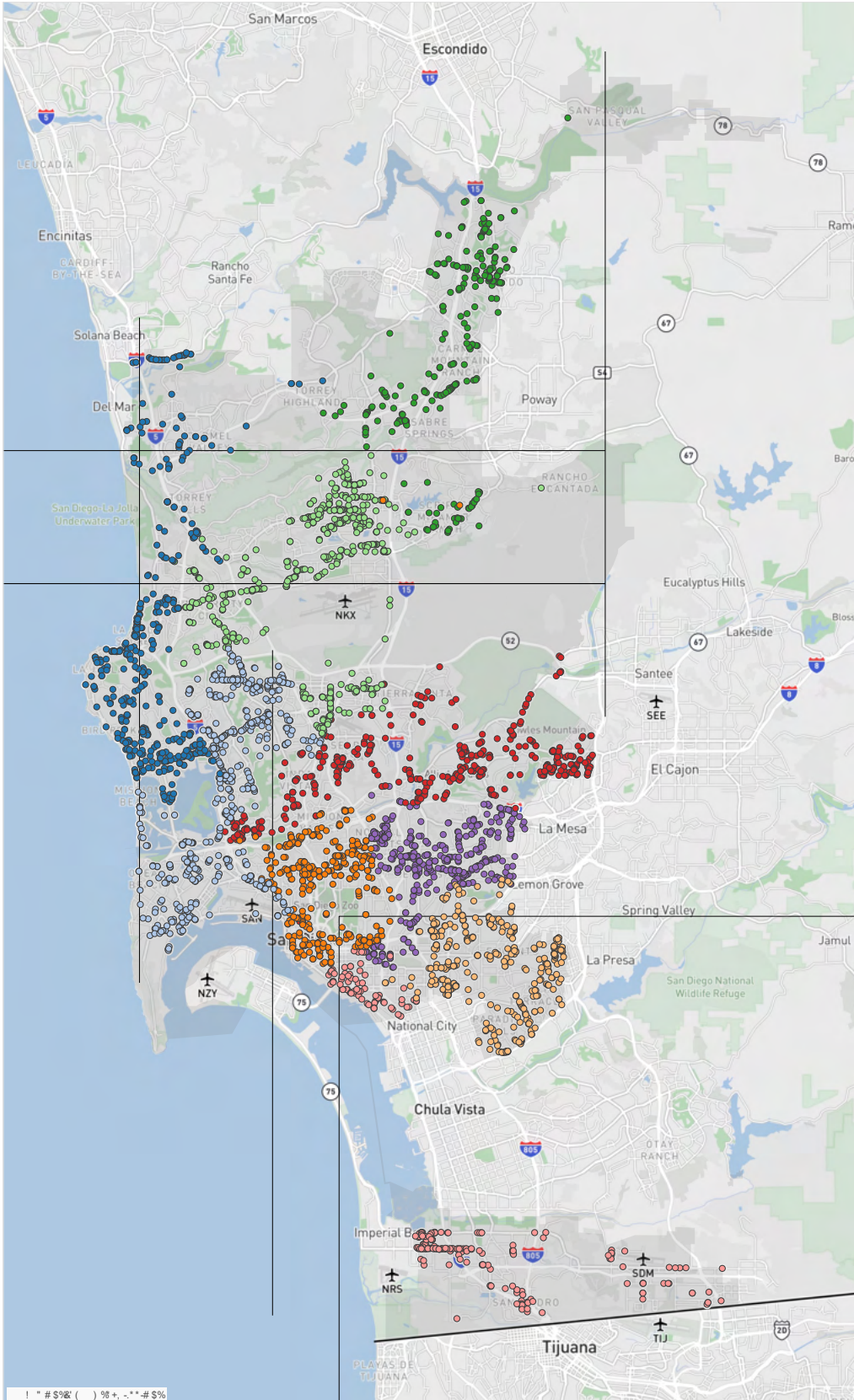
380



Potholes: The Patch Report | January 1, 2026

All Council Districts

Where were potholes patched?



Legend

- Council District 1
- Council District 2
- Council District 3
- Council District 4
- Council District 5
- Council District 6
- Council District 7
- Council District 8
- Council District 9



Navajo

September 19, 2025

"I want to give a bravo Zulu to the public works department for a job well done. Once the pot hole request is submitted, the effective streamline from supervisor to the field workers are the best in the business. Super impressed by the work flow."

La Jolla

December 23, 2025

"Response to my report was amazingly prompt. I wish I had reported via the app months ago. I assumed others on my street had reported this problem, but I guess not. I hope the patch holds up."

Clairemont Mesa

November 20, 2025

"Thank for fixing ASAP however not sure if the patching work will sustain the coming rain again or in the future. This is good for the meantime to prevent accident or breaking cars."

Mission Valley

December 2, 2025

"Thank you for doing this so quickly, great work. Unfortunately it is going to cost me between \$900 and \$1,200 to replace my tire, realign the car and maybe replace rim?"

Rancho Bernardo

July 11, 2025

"Im reporting so many potholes and u guys r killing it! Filling them so fast. Great job! We need you to keep us and our cars safe. Thank youuuu"